

# ELMAX SUPERCLEAN<sup>3</sup>

Powder Metallurgy Stainless mould steel

COLD WORK

PLASTIC MOULDING

HOT WORK

HIGH PERFORMANCE STEEL



This information is based on our present state of knowledge and is intended to provide general notes on our products and their uses. It should not therefore be construed as a warranty of specific properties of the products described or a warranty for fitness for a particular purpose.

## General

Elmax is a high chromium-vanadium-molybdenum-alloyed steel with the following characteristics:

- High wear resistance
- High compressive strength
- Corrosion resistant
- Very good dimensional stability.


High wear resistance is normally connected to low corrosion resistance and vice versa. In Elmax it has however been able to achieve this unique combination of properties by a powder-metallurgy-based production.

Elmax offers a possibility to make long-life, low-maintenance moulds for the best overall moulding economy.

Typical analysis %	C 1,7	Si 0,8	Mn 0,3	Cr 18,0	Mo 1,0	V 3,0
Delivery condition	Soft annealed approx. 250 Brinell					
Colour code	Blue/black					

## Applications

New types of engineering plastics, with high filler contents, place greater demands on the tooling material, in terms of wear resistance and corrosion resistance. Elmax has been specially developed for high-tech applications. These include products within the electronic industry such as connectors, plugs, switches, resistors, integrated circuits, etc. Elmax can also be used in the food processing industry, where a combination of corrosion resistance and wear resistance is required for cutting applications.



## Properties

### PHYSICAL DATA

Hardened and tempered to 58 Rockwell C.

Temperature	(20°C) 68°F	(200°C) 392°F	(400°C) 752°F
Density kg/m <sup>3</sup> lbs/in.	7 600 0,275	7 560 0,273	7 500 0,271
Modulus of elasticity N/mm <sup>2</sup> psi	230 000 33,4 x 10 <sup>6</sup>	210 000 30,5 x 10 <sup>6</sup>	200 000 29,0 x 10 <sup>6</sup>
Coefficient of thermal expansion per °C from 20°C per °F from 68°F	– –	10,6 x 10 <sup>-6</sup> 6,0 x 10 <sup>-6</sup>	11,4 x 10 <sup>-6</sup> 6,4 x 10 <sup>-6</sup>
Thermal conductivity* W/m °C Btu in/ft <sup>2</sup> h °F	– –	15 104	21 146
Specific heat J/kg °C Btu/lb °F	460 0,110	– –	– –

\* Thermal conductivity is difficult to measure. The scatter may be as high as ±15%.

### COMPRESSIVE STRENGTH

The figures are to be considered approximate.

Hardness	60 RC	55 RC	50 RC
Compressive strength R <sub>m</sub> N/mm <sup>2</sup> tsi psi	3 000 195 435 000	2 700 175 390 000	2 300 150 335 000
Yield point R <sub>p0,2</sub> N/mm <sup>2</sup> tsi psi	2 300 150 335 000	2 150 140 310 000	1 800 120 260 000

### CORROSION RESISTANCE

Moulds made from Elmax will have good resistance to corrosion when moulding corrosive plastics under normal production conditions.

# Heat treatment

## SOFT ANNEALING

Protect the steel and heat through to 980°C (1800°F), holding time 2h. Then cool in furnace 20°C (40°F)/h to 850°C (1560°F). Holding time 10h. Cool slowly to 750°C (1380°F). Then freely in air.

## STRESS-RELIEVING

After rough machining the tool should be heated through to 650°C (1200°F), holding time 2 hours. Cool slowly to 500°C (930°F) then freely in air.

## HARDENING

*Preheating temperature:* 600–850°C (1110–1560°F).

*Austenitizing temperature:* 1050–1100°C (1920–2010°F), normally 1080°C (1980°F).

Temperature		Holding* time minutes	Hardness before tempering
°C	°F		
1050	1920	30	60 HRC
1080	1980	30	61 HRC
1100	2010	30	61 HRC

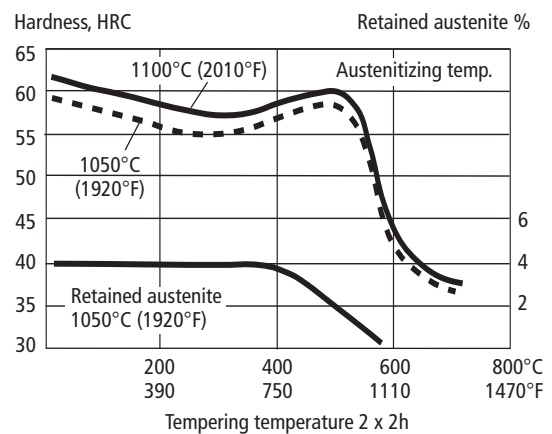
\* Holding time = time at austenitizing temperature after the tool is fully heated through.

*Protect the part against decarburization and oxidation during hardening.*

## TEMPERING

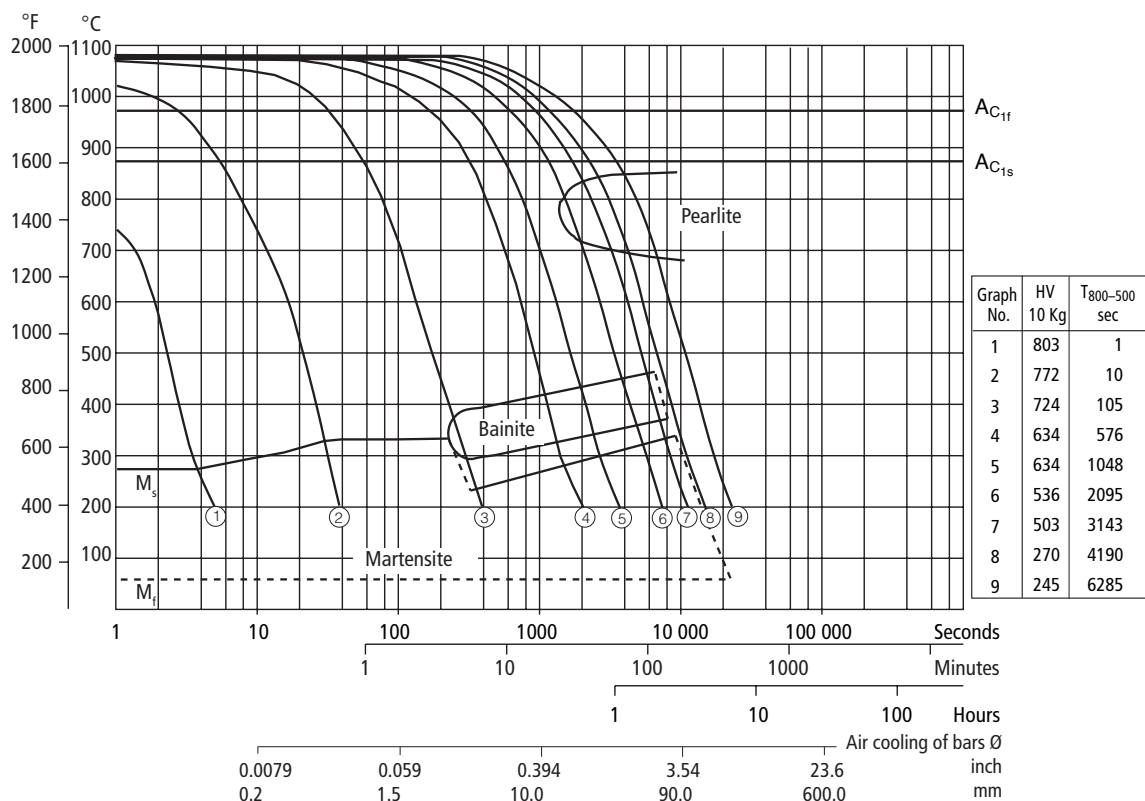
Choose the tempering temperature according to the hardness required by reference to the tempering graph. Temper twice with intermediate cooling to room temperature. Lowest tempering temperature 180°C (360°F). Holding time at tempering temperature minimum 2 hours.

### Tempering graph



## CCT-graph

Austenitizing temperature 1050°C (1920°F). Holding time 30 minutes.



## QUENCHING MEDIA

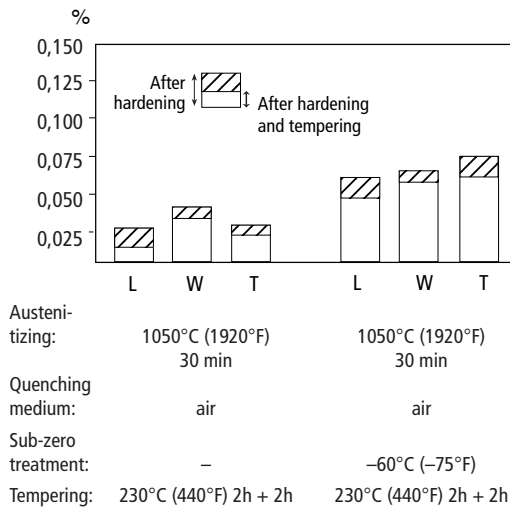
- Forced air/gas
- Fluidized bed or salt bath 200–550°C (390–1020°F), then cool in air.

*Note:* In order to obtain optimum properties, the cooling rate should be as fast as is concomitant with acceptable distortion. Temper immediately the tool reaches 50–70°C (120–160°F).

## DIMENSIONAL CHANGE OF ELMAX DURING HEAT TREATMENT

*Illustration of the effect from austenitizing temperature and subzero cooling.*

The test has been performed on sample size: 40 x 40 x 40 mm (1,6 x 1,6 x 1,6 in.).




## SUB-ZERO TREATMENT


Parts requiring maximum dimensional stability should be sub-zero treated as volume changes otherwise may arise.

Immediately after quenching the piece should be sub-zero treated to between –40°C to –120°C (–40°F to –180°F) followed by tempering. Treatment for 1–3 hours will give a hardness increase of 1–3 HRC.

*Avoid intricate shapes as there is a risk of cracking.*



*A tool for injection moulding of a camera part. Insert mould material; Elmax, plastic moulded; Polycarbonate (30% GR).*



*Mould for tape-cassettes with inserts of Elmax.*

# Machining recommendations

The machining recommendations below are to be considered as guiding values which must be adapted to existing local conditions.

## TURNING

Cutting data parameters	Turning with carbide		Turning with high speed steel Fine turning
	Rough turning	Fine turning	
Cutting speed ( $v_c$ ) m/min. f.p.m.	70–120 230–395	120–140 395–460	10–14 33–46
Feed (f) mm/r i.p.r.	0,2–0,4 0,008–0,016	0,05–0,2 0,002–0,008	0,05–0,2 0,002–0,008
Depth of cut ( $a_p$ ) mm inch	2–4 0,08–0,16	0,5–2 0,02–0,08	0,5–3 0,02–0,12
Carbide designation ISO US	K20, P10–P20 C2, C7–C6 Coated* carbide	K15, P10 C2, C7 Coated* carbide	–

\* Use a wear resistant  $Al_2O_3$  coated carbide grade

## DRILLING

### High speed steel twist drills

Drill diameter		Cutting speed ( $v_c$ )		Feed (f)	
mm	inch	m/min.	f.p.m.	mm/r	i.p.r.
– 5	–3/16	10–12*	33–39*	0,05–0,15	0,002–0,006
5–10	3/16–3/8	10–12*	33–39*	0,15–0,20	0,006–0,008
10–15	3/8–5/8	10–12*	33–39*	0,20–0,25	0,008–0,010
15–20	5/8–3/4	10–12*	33–39*	0,25–0,35	0,010–0,014

\* For coated HSS drills  $v_c = 18–20$  m/min. (60–65 f.p.m.).

### Carbide drills

Cutting data parameters	Type of drill		
	Indexable insert	Solid carbide	Brazed carbide <sup>1)</sup>
Cutting speed ( $v_c$ ) m/min. f.p.m.	90–120 295–395	60–80 195–265	30–35 98–115
Feed (f) mm/r i.p.r.	0,05–0,25 <sup>2)</sup> 0,002–0,01 <sup>2)</sup>	0,10–0,25 <sup>2)</sup> 0,004–0,01 <sup>2)</sup>	0,15–0,25 <sup>2)</sup> 0,006–0,01 <sup>2)</sup>

<sup>1)</sup> Drills with internal cooling channels and brazed carbide tip

<sup>2)</sup> Depending on drill diameter.

## MILLING

### Face and square shoulder milling

Cutting data parameters	Milling with carbide	
	Rough milling	Fine milling
Cutting speed ( $v_c$ ) m/min. f.p.m.	80–110 265–360	110–140 360–460
Feed ( $f_z$ ) mm/tooth in/tooth	0,2–0,4 0,008–0,016	0,1–0,2 0,004–0,008
Depth of cut ( $a_p$ ) mm in	2–4 0,08–0,16	–2 0,08
Carbide designation ISO US	K20, P20 C2, C6 Coated* carbide	K15, P10 C2, C7 Coated* carbide

\* Use a wear resistant  $Al_2O_3$  coated carbide grade

### End milling

Cutting data parameters	Type of end mill		
	Solid carbide	Carbide indexable insert	High speed steel
Cutting speed ( $v_c$ ) m/min. f.p.m.	50–60 165–195	80–110 265–360	5–8 <sup>1)</sup> 16–26 <sup>1)</sup>
Feed ( $f_z$ ) mm/tooth in/tooth	0,01–0,2 <sup>2)</sup> 0,0003–0,008 <sup>2)</sup>	0,06–0,2 <sup>2)</sup> 0,002–0,008 <sup>2)</sup>	0,01–0,3 <sup>2)</sup> 0,0003–0,012 <sup>2)</sup>
Carbide designation ISO US	–	K15, P10–P20 C2, C7–C6 Coated <sup>2)</sup> carbide	–

<sup>1)</sup> For coated HSS end mill  $v_c = 14–16$  m/min. (46–52 f.p.m.).

<sup>2)</sup> Depending on radial depth of cut and cutter diameter.

<sup>3)</sup> Use a wear resistant  $Al_2O_3$  coated carbide grade.

## GRINDING

A general grinding wheel recommendation is given below. More information can be found in the Uddeholm brochure "Grinding of Tool Steel".

Type of grinding	Soft annealed condition	Hardened condition
Face grinding straight wheel	A 46 HV	B 151 R50 B3 <sup>1)</sup> A 46 GV
Face grinding segments	A36 GV	A 46 GV
Cylindrical grinding	A 60 KV	B 151 R50 B3 <sup>1)</sup> A 60 JV
Internal grinding	A 60 JV	B 151 R75 B3 <sup>1)</sup> A 60 IV
Profile grinding	A 100 IV	B 126 R100 B6 <sup>1)</sup> A 100 JV

<sup>1)</sup> If possible use CBN wheels for this application.

## Electrical-discharge machining


If EDM'ing, ("spark-erosion") is performed in the hardened and tempered condition the tool should then be given an additional temper at about 20°C (50°F) below the previous tempering temperature.

## Property comparison chart

Uddeholm steel grade	Wear resistance	Corrosion resistance	Dimensional stability
ELMAX	████████	██████	████████
RIGOR	██████	██	██████
STAVAX	██	██████	██████

## Further information

Please contact your local Uddeholm office for further information on the selection, heat treatment, application and availability of Uddeholm tool steels.



*A mould for production of connectors. Elmax is used as insert material.*

**UDDEHOLM EUROPE****AUSTRIA**

UDDEHOLM  
Hansaallee 321  
D-40549 Düsseldorf  
Telephone: +49 211 535 10  
Telefax: +49 211 535 12 80

**BELGIUM**

UDDEHOLM N.V.  
Waterstraat 4  
B-9160 Lokeren  
Telephone: +32 9 349 11 00  
Telefax: +32 9 349 11 11

**CROATIA**

BOHLER UDDEHOLM Zagreb  
d.o.o za trgovinu  
Zitnjak b.b  
10000 Zagreb  
Telephone: +385 1 2459 301  
Telefax: +385 1 2406 790

**CZECHIA**

BOHLER UDDEHOLM CZ s.r.o.  
Division Uddeholm  
U silnice 949  
161 00 Praha 6 Ruzyne  
Czech Republic  
Telephone: +420 233 029 850,8  
Telefax: +420 233 029 859

**DENMARK**

UDDEHOLM A/S  
Kokmose 8, Bramdrupdam  
DK-6000 Kolding  
Telephone: +45 75 51 70 66  
Telefax: +45 75 51 70 44

**ESTONIA**

UDDEHOLM TOOLING AB  
Silikatsiidi 7  
EE-0012 Tallinn  
Telephone: +372 655 9180  
Telefax: +372 655 9181

**FINLAND**

OY UDDEHOLM AB  
Ritakuja 1, PL 57,  
FIN-01741 VANTAA  
Telephone: +358 9 290 490  
Telefax: +358 9 2904 9249

**FRANCE**

UDDEHOLM S.A.  
12 Rue Mercier, Z.I. de Mitry-Compans  
F-77297 Mitry Mory Cedex  
Telephone: +33 (0)1 60 93 80 10  
Telefax: +33 (0)1 60 93 80 01

*Branch office*

UDDEHOLM S.A.  
77bis, rue de Vesoul  
La Nef aux Métiers  
F-25000 Besançon  
Telephone: +33 381 53 12 19  
Telefax: +33 381 53 13 20

**GERMANY**

UDDEHOLM  
Hansaallee 321  
D-40549 Düsseldorf  
Telephone: +49 211 535 10  
Telefax: +49 211 535 12 80

*Branch offices*

UDDEHOLM  
Falkenstraße 21  
D-65812 Bad Soden/TS.  
Telephone: +49 6196 659 60  
Telefax: +49 6196 659 625

**UDDEHOLM**

Albstraße 10  
D-73765 Neuhausen  
Telephone: +49 715 898 65-0  
Telefax: +49 715 898 65-25

**GREAT BRITAIN, IRELAND**

UDDEHOLM UK LIMITED  
European Business Park  
Taylors Lane, Oldbury  
West Midlands B69 2BN  
Telephone: +44 121 552 55 11  
Telefax: +44 121 544 29 11  
*Dublin* Telephone: +353 1 45 14 01

**GREECE**

UDDEHOLM STEEL TRADING  
COMPANY  
20, Athinon Street  
G-Piraeus 18540  
Telephone: +30 2 10 41 72 109/41 29 820  
Telefax: +30 2 10 41 72 767

**SKLERO S.A.**

Steel Trading Comp. and  
Hardening Shop  
Frixou 11/Nikif. Ouranou  
G-54627 Thessaloniki  
Telephone: +30 31 51 46 77  
Telefax: +30 31 54 12 50

**HUNGARY**

UDDEHOLM TOOLING/BOK  
Dunaharaszti, Jedlik Ányos út 25  
H-2331 Dunaharaszti 1.Pf. 110  
Telephone/Telefax: +36 24 492 690

**ITALY**

UDDEHOLM Italia S.p.A.  
Via Palizzi, 90  
I-20157 Milano  
Telephone: +39 02 35 79 41  
Telefax: +39 02 390 024 82

**LATVIA**

UDDEHOLM TOOLING AB  
Deglava street 50  
LV-1035 Riga  
Telephone: +371 7 701 983, -981, -982  
Telefax: +371 7 701 984

**LITHUANIA**

UDDEHOLM TOOLING AB  
BE PLIENAS IR METALAI  
T. Masiulio 18b  
LT-3014 Kaunas  
Telephone: +370 37 370613, -669  
Telefax: +370 37 370300

**THE NETHERLANDS**

UDDEHOLM B.V.  
Isolatorweg 30  
NL-1014 AS Amsterdam  
Telephone: +31 20 581 71 11  
Telefax: +31 20 684 86 13

**NORWAY**

UDDEHOLM A/S  
Jernkroken 18  
Postboks 85, Kalbakken  
N-0902 Oslo  
Telephone: +47 22 91 80 00  
Telefax: +47 22 91 80 01

**POLAND**

INTER STAL CENTRUM  
Sp. z. o.o./Co. Ltd.  
ul. Kolejowa 291, Dziekanów Polski  
PL-05-092 Lomianki  
Telephone: +48 22 429 2260  
Telefax: +48 22 429 2266

**PORTUGAL**

F RAMADA Aços e Industrias S.A.  
P.O. Box 10  
P-3881 Ovar Codex  
Telephone: +351 56 58 61 11  
Telefax: +351 56 58 60 24

**ROMANIA**

BÖHLER Romania SRL  
Uddeholm Branch  
Str. Atomistilor Nr 14A  
077125 Magurele Jud Ilfov  
Telephone: +40 214 575007  
Telefax: +40 214 574212

**RUSSIA**

UDDEHOLM TOOLING CIS  
25 A Bolshey pr PS  
197198 St. Petersburg  
Telephone: +7 812 233 9683  
Telefax: +7 812 232 4679

**SLOVAKIA**

UDDEHOLM Slovakia  
Nástrojové ocele, s.r.o.  
KRÁCINY 2  
036 01 Martin  
Telephone: +421 842 4 300 823  
Telefax: +421 842 4 224 028

**SLOVENIA**

UDDEHOLM Italia S.p.A.  
Via Palizzi, 90  
I-20157 Milano  
Telephone: +39 02 35 79 41  
Telefax: +39 02 390 024 82

**SPAIN**

UDDEHOLM  
Guifré 690-692  
E-08918 Badalona, Barcelona  
Telephone: +34 93 460 1227  
Telefax: +34 93 460 0558

*Branch office*

UDDEHOLM  
Barrio San Martin de Arteaga, 132  
Pol.Ind. Torrelarragoiti  
E-48170 Zamudio  
(Bizkaia)  
Telephone: +34 94 452 13 03  
Telefax: +34 94 452 13 58

**SWEDEN**

UDDEHOLM TOOLING  
SVENSKA AB  
Aminogatan 25  
SE-431 53 Mölndal  
Telephone: +46 31 67 98 50  
Telefax: +46 31 27 02 94

**SWITZERLAND**

HERTSCH & CIE AG  
General Wille Strasse 19  
CH-8027 Zürich  
Telephone: +41 1 208 16 66  
Telefax: +41 1 201 46 15

**UDDEHOLM  
NORTH AMERICA****USA**

UDDEHOLM  
4902 Tollview Drive  
Rolling Meadows IL 60008  
Telephone: +1 847 577 22 20  
Telefax: +1 847 577 80 28

**UDDEHOLM**

548 Clayton Ct.,  
Wood Dale IL 60191  
Telephone: +1 630 350 10 00  
Telefax: +1 630 350 08 80

**UDDEHOLM**

9331 Santa Fe Springs Road  
Santa Fe Springs, CA 90670  
Telephone: +1 562 946 65 03  
Telefax: +1 562 946 77 21

**UDDEHOLM**

220 Cherry Street  
Shrewbury, MA 01545  
Telephone: +1 508 845 1066  
Telefax: +1 508 845 3471

**CANADA**

UDDEHOLM LIMITED  
2595 Meadowvale Blvd.  
Mississauga, Ontario L5N 7Y3  
Telephone: +1 905 812 9440  
Telefax: +1 905 812 8659

**MEXICO**

ACEROS BOHLER UDDEHOLM,  
S.A. de C.V.  
Calle 8 No 2, Letra "C"  
Fraccionamiento Industrial Alce Blanco  
C.P. 52787 Naucalpan de Juarez  
Estado de Mexico  
Telephone: +52 55 9172 0242  
Telefax: +52 55 5576 6837

**UDDEHOLM**

Lerdo de Tejada No.542  
Colonia Las Villas  
66420 San Nicolas de Los Garza, N.L.  
Telephone: +52 8-352 5239  
Telefax: +52 8-352 5356

**UDDEHOLM  
SOUTH AMERICA****ARGENTINA**

UDDEHOLM S.A.  
Mozart 40  
1619-Centro Industrial Garin  
Garin-Prov. Buenos Aires  
Telephone: +54 332 744 4440  
Telefax: +54 332 745 3222

**BRAZIL**

UDDEHOLM ACOS ESPECIAIS Ltda.  
Estrada Yae Massumoto, 353  
CEP 09842-160  
Sao Bernardo do Campo - SP Brazil  
Telephone: +55 11 4393 4560, -4554  
Telefax: +55 11 4393 4561

**UDDEHOLM  
SOUTH AFRICA**

UDDEHOLM Africa (Pty) Ltd.  
P.O. Box 539  
ZA-1600 Isando/Johannesburg  
Telephone: +27 11-974 2781  
Telefax: +27 11-392 2486

**UDDEHOLM  
AUSTRALIA**

BOHLER-UDDEHOLM Australia  
129-135 McCredie Road  
Guildford NSW 2161  
Private Bag 14  
Telephone: +61 2 9681 3100  
Telefax: +61 2 9632 6161

*Branch offices*

Sydney, Melbourne, Adelaide,  
Brisbane, Perth, Newcastle,  
Launceston, Albury, Townsville

**ASSAB****ASSAB INTERNATIONAL**

Skytteholmsvägen 2  
P O Box 42  
SE-171 11 Solna  
Sweden  
Telephone: +46 8 564 616 70  
Telefax: +46 8 25 02 37

*Subsidiaries*

India, Iran, Turkey, United Arab  
Emirates

*Distributors in*

Africa, Latin America, Middle East

**ASSAB PACIFIC**

ASSAB Pacific Pte. Ltd  
171, Chin Swee Road  
No. 07-02, San Centre  
Singapore 169877  
Telephone: +65 534 56 00  
Telefax: +65 534 06 55

*Subsidiaries*

China, Hong Kong, Indonesia, Japan,  
Korea, Malaysia, Philippine Islands,  
Singapore, Taiwan, Thailand

When the first idea pops into your head, throughout the development process to the release of the new product, we'll be your partner. As the world's leading supplier of tooling materials and related services, we can be trusted. Meet us under the Uddeholm and ASSAB brands, wherever in the world you have your business.

